


HOW TO SUBMIT A REQUEST

MIFA February 2017



Master in Finance and Accounting
Faculty of Finance and Accounting
University of Economics, Prague, Czech Republic


- ! [Personal data check](#)
- [Change of distribution server](#)



- [SEN493 Macroeconomics seminar - new course \(SS2016/17\) \(FEPA / Studijní informace / Information for St...\)](#) ✖
- [5HD450 Chapters in History of the Cold War course i...](#) (FEPA / Studijní informace / Information for St...) ✖
- [5HD396 America from Independence to Financial Crisi...](#) (FEPA / Studijní informace / Information for St...) ✖
- [5HD280 From Kafka to Havel: Introduction into the H...](#) (FEPA / Studijní informace / Information for St...) ✖
- [5HD250 Economic history course in English \(SS 2016/17\) \(FEPA / Studijní informace / Information for St...\)](#) ✖

[other](#)

[Search](#) [Open all](#)

 Public information portal <ul style="list-style-type: none">Course cataloguePersons at VŠEStudy plansDepartmentsThematic search	 My studies <ul style="list-style-type: none">Student's portalStudent enrollment statisticsCourse Attainment EvaluationCourse evaluation by studentsApplication form	 eLearning <ul style="list-style-type: none">Tests and examinationsElectronic study materials	 Science and research <ul style="list-style-type: none">Matching of publicationsBiographical informationWriting CVs
 Personal management <ul style="list-style-type: none">Document serverMail boxNoticeboardSign up for newsDiscussion platforms	 Calendar <ul style="list-style-type: none">eSurveys	 Technology and its administration <ul style="list-style-type: none">Access control systemAccounts administration sectionUniversity e-mail deliveryTypes of ID cards in use	 Information system administration <ul style="list-style-type: none">Administration of mobile applications authorizations
 In SIS documentation <ul style="list-style-type: none">In SIS documentationSystem integratorsLicence informationStatistics of using InSISMy operations	 Game room <ul style="list-style-type: none">List of games and statisticsIQ SolitaireStone EaterCaterpillar	 Adjustment of the information system <ul style="list-style-type: none">Select designMake your own designPortlets in InSISUser settingsAdministration of My favourites menu	 Information system set-up <ul style="list-style-type: none">Password changePersonal data checkMy operationsChange identityDelegates set-up





- [Simplified version of the personal administration with no design](#)
- [Back to Main page of the information system](#)
- [University of Economics, Prague](#)

In Integrated Study Information System since 1,182,426,699 July 23th operations were performed.
Yesterday, 9,272 users was/were logged in and 293,598 operations was/were carried out.
In the last five minutes 358 users worked on the server and 2,788 operations was/were carried out.

Click on your student portal














- [My studies](#) [E-study record](#) [My schoolmates](#) [Study details](#) [Map of my study](#)
- [Course e-plans](#) [List of topics](#) [Coursework submissions](#) [Plan progress check](#) [My lectures sheet](#)


The table shows the studies commenced or completed at this university and the application icons relevant to the studies. The study and the study period you are working with at the moment can be found in the page subheader. If you have more than one study or study period use the grey bullet in the first column Choose to switch between them in the portal applications. When entering the Student's portal you are working with the active study (green bullet).

Choose	Faculty	Programme - Field of study	Progress of study	Register for examinations	Registration/Enrollment	Extra-sem. courses	Registration/Enrollment at VS
	FFU	C-MIFA Finance and Accounting [full-time]	enrolled				

Support of the selected study

Application on support of the selected study.

-  [Personal timetable](#)
 -  [Academic calendar \(weeks overview\)](#)
 -  [Academic year schedule](#)
 -  [Study Department](#)
 -  [Print enrollment sheet](#)
 -  [Study confirmation form](#)
 -  [Study confirmation form \(in English\)](#)
 -  [Study progress confirmation form](#)
 -  [Study progress confirmation form in English](#)
 -  [Print the request form](#)
 -  [Submit electronic application to Study Department](#)
 -  [My course](#)
-  [Course evaluation by students](#)



Click here

Study financing and scholarships

Application on support of financing and scholarships of the selected study.

-  [Study financing](#)
-  [Accommodation benefit application form](#)
-  [Paid-out scholarships](#)
-  [Bank accounts](#)

My study abroad


Application supporting the foreign administration of a currently selected studies.

Submit new application

In the following section of the application you can submit an application to the Study Department. To submit your application successfully, you need to fill in the highlighted items and click on the Submit application button. Study Department officers will be informed about your submission.

Subject:

Request wording:



Fill in

Fill in

Attachments to application

To attach an attachment, click on the Browse button and select the file in your computer. The max. size of the attachment you can send is 5 MiB.

Item	File
Attachment 1	<input type="button" value="Procházet..."/> Soubor nevybrán.
Attachment 2	<input type="button" value="Procházet..."/> Soubor nevybrán.
Attachment 3	<input type="button" value="Procházet..."/> Soubor nevybrán.

Submit

Submit any forms / *not mandatory*

- [Back to my studies](#)
- [Back to Personal administration](#)

Electronic application to the Study Department

The following application shows the list of all applications you have submitted under the selected study. If your application is submitted, you can withdraw or change it.

Sel.	State	Subject	Application processed by	Submitted	Conclusion to application	Details	Attachments	Change application	Change attachments
------	-------	---------	--------------------------	-----------	---------------------------	---------	-------------	--------------------	--------------------

<input type="checkbox"/>		termination of studies for one academic year		08/02/2017 10:01					
--------------------------	--	--	--	------------------	--	--	--	--	--


[Key](#) (click to show/hide)

Submit new application

In the following section of the application you can submit an application to the Study Department. To submit your application successfully, you need to fill in the highlighted items and click on the Submit application button. Study Department officers will be informed by e-mail about your submission.

Subject:

Request wording:



Your form can be seen here





Attachments to application

To attach an attachment, click on the Browse button and select the file in your computer. The max. size of the attachment you can send is 5 MiB.

Item	File
Attachment 1	<input type="button" value="Procházet..."/> Soubor nevybrán.
Attachment 2	<input type="button" value="Procházet..."/> Soubor nevybrán.
Attachment 3	<input type="button" value="Procházet..."/> Soubor nevybrán.

Electronic application to the Study Department

The following application shows the list of all applications you have submitted under the selected study. If your application is submitted, you can withdraw or change it.

Sel.	State	Subject	Application processed by	Submitted	Conclusion to application	Details	Attachments	Change application	Change attachments
<input type="checkbox"/>		termination of studies for one academic year		08/02/2017 10:01					

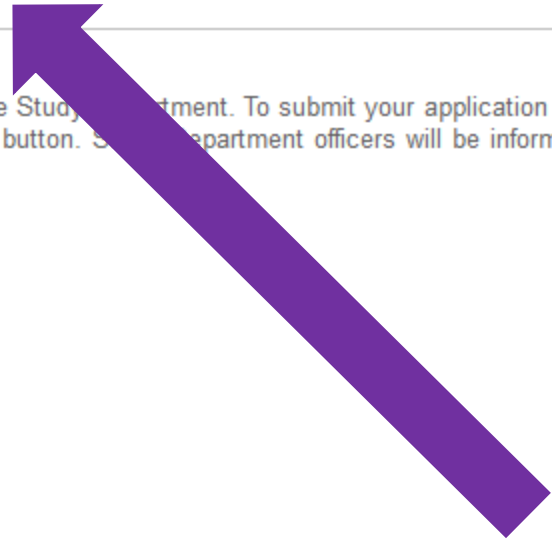
Remove applications

Key (click to show/hide)

-  Waiting for comment
-  Worked up
-  Received
-  Approved
-  Approved and processed
-  Rejected

Submit new application

In the following section of the application you can submit an application to the Study Department. To submit your application successfully, you need to fill in the highlighted items and click on the Submit application button. Study department officers will be informed by e-mail



Please check the status in order to see your request being processed